



# SCA Summer Learning



Read the Bible verse and initial in one campfire for every 30 minutes of reading or Kahn Academy participation.  
When you return to school, turn this form in to your teacher.

First Name \_\_\_\_\_ Last Name \_\_\_\_\_ Teacher's Name \_\_\_\_\_



Psalm 145:9



Psalm 118:24



Isaiah 41:10



Colossians 3:20



Genesis 1:1



Psalm 136:1



John 3:16



1 John 4:8



1 John 4:19



Proverbs 4:20



Joshua 1:9



Romans 10:13



Proverbs 3:5




Psalm 139:14



Psalm 23:4



Proverbs 3:6



Ephesians 6:1



Proverbs 18:10



Philippians 4:4



Numbers 6:24



Psalm 100:1



Hebrews 11:1



1 John 3:23




Acts 16:31



Ephesians 4:32




Colossians 3:23



Hebrews 13:8



Matthew 5:14



James 1:17



Luke 6:31

If your child completes this form they will get to attend a special activity at the beginning of the school year!



# SCA Summer Learning

## INSTRUCTIONS

Your child will have 2 options in participating in SCA Summer Learning:

- **Option 1**– 30 Minutes reading of your choice
- **Option 2**– 30 Minutes of Kahn Academy/reading and math activities (see information below)
- **Option 3**– Students may utilize their iXL accounts to gain additional practice. Students should utilize their log in information provided by their teacher. This option is only available to students who attended SCA for the 2024-2025 school year.

On the back of this sheet, please initial in one campfire for each 30 minute option that your child chooses throughout the summer. If your child completes all 30 campfires, they will participate

### Option 2-Kahn Academy

We are very excited to offer an additional option for our summer academic incentive program! This summer students can reinforce previously learned mathematics skills or work ahead on the next grade level through the Kahn Academy academic program.

Please follow the directions below to set up a free account:

**Step 1:** Visit <https://www.khanacademy.org/>. Select Sign up and follow the directions to set up your free parent account.

**Step 2:** Once you've created your account you'll be taken to your Parent Dashboard. If you're not automatically taken to your Parent Dashboard, you can find it by clicking on your name in the upper right corner of the page, and then clicking on Parent Dashboard in the drop-down menu.

**Step 3:** Select add a child. You will be asked to create a username and password for your child, enter their upcoming school grade, and their gender. You can also choose whether to allow your child to add other coaches (such as another parent or guardian). When you're done editing your child's information, click Next.

**Step 4:** Have your child log into their account at <https://www.khanacademy.org/>.

If you and your child are sharing a computer, you'll need to log out of your parent account any time your child wants to learn on Khan Academy. You can log out from any page by clicking on your name in the upper right corner and then logout.

**Step 5:** Get your child started with learning. Select getting ready for math in their upcoming grade level.

\*You can find additional support for getting started on the Khan Academy website